


CFA MAINE COON CAT

Breed Presentation



INTRODUCTION



“A Working Cat”

- ***Large, long, muscular body that is well-balanced & rectangular in length***
- ***Head slightly longer than it is wide, square muzzle, high cheek-bones, strong chin***
- ***Large, expressive, wide-set eyes that are slightly oval***
- ***Large, well-tufted ears, wide at base***
- ***Heavy, shaggy, silky coat that falls smoothly over the body.***
- ***Long, tapering tail with flowing fur***
- ***Wide-set, substantial legs with large, round, well-tufted feet***

POINT DISTRIBUTION

MAINE COON CAT

POINT SCORE

HEAD (30)

Shape	15
Ears.....	10
Eyes	5

BODY (30)

Shape.....	15
Neck	5
Legs and Feet	5
Tail	5

COAT 20

COLOR (15)

Body color and pattern 15

BALANCE..... 5

MAINE COON CAT ATTRIBUTES



Wide muzzle, deep chin
and high cheekbones

Heavy Boning

Ears large, wide at base tapering
to appear pointed

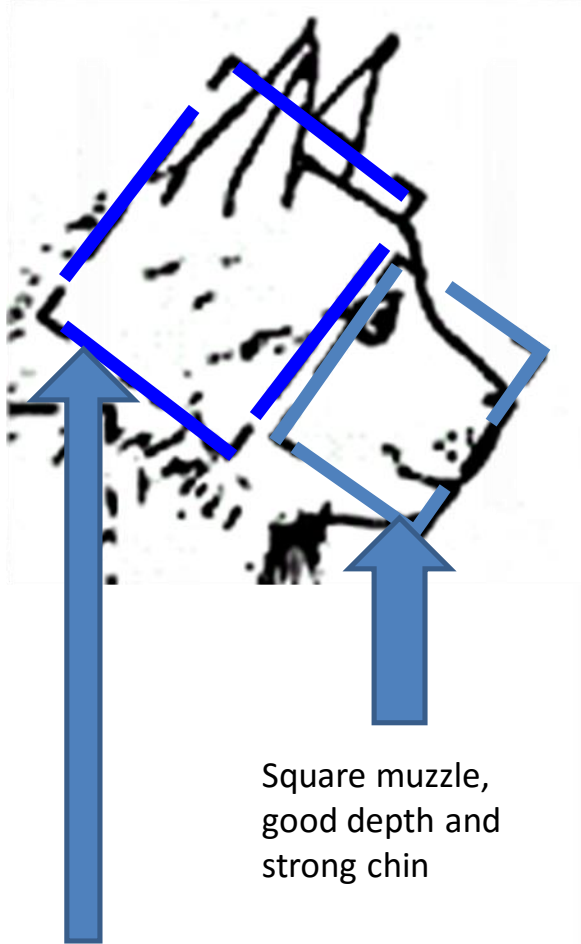


Large, expressive, open oval eyes

Silky shaggy coat, longer on ruff,
belly and britches, full tail


GENERAL: originally a working cat, the Maine Coon is solid, rugged, and can endure a harsh climate. A distinctive characteristic is its smooth, shaggy coat. A well proportioned and balanced appearance with no part of the cat being exaggerated. Quality should never be sacrificed for size. With an essentially amiable disposition, it has adapted to varied environments.

HEAD SHAPE (15 points)



Square muzzle,
good depth and
strong chin

Medium in width
and slightly
longer in length



Medium Width


High Cheekbones

HEAD SHAPE: medium in width and slightly longer in length than width with a squareness to the muzzle. Allowance should be made for broadening in older studs. Cheekbones high.

MUZZLE



Narrow Muzzle




Square Muzzle

MUZZLE/CHIN: is visibly square, medium in length and blunt ended when viewed in profile. It may give the appearance of being a rectangle but should not appear to be tapering or pointed. Length and width of the muzzle should be proportionate to the rest of the head and present a pleasant, balanced appearance.

The chin should be strong, firm and in line with the upper lip and nose. When viewed in profile the chin depth should be observable and give the impression of a square, 90-degree angle. A chin lacking in depth, i.e. one that tapers from the jaw line to the lip, is not considered strong, firm or desirable.

Muzzle - Continued



Good squareness



Look for actual shape

White or other markings on face can be visually distracting. Look or feel for actual shape of muzzle

Excellent width of muzzle



PROFILE

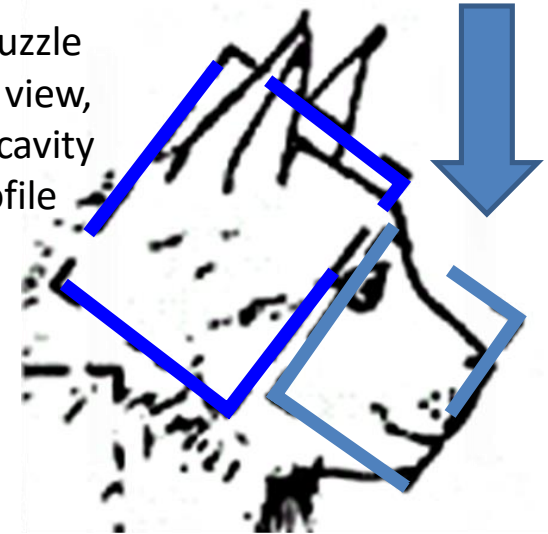


Straight



Good, slight concavity


Square muzzle
from side view,
slight concavity
to the profile



PROFILE: should be proportionate to the overall length of the head and should exhibit a slight concavity when viewed in profile. The profile should be relatively smooth and free of pronounced bumps and/or humps. A profile that is straight from the brow line to the tip of the nose is not acceptable, nor should the profile show signs of having a “break” or “stop.”

PROFILE - Continued

NOSE BUMP



SLIGHT NOSE BUMP



PROMINANT NOSE BUMP



PROFILE - Continued

Proportionate to length of head



Slight concavity





Smooth, no bumps



CHIN

Square 90 degree angle



Shallow Chin (undesirable)



The chin should be strong, firm and in line with the upper lip and nose. When viewed in profile the chin depth should be observable and give the impression of a square, 90-degree angle. A chin lacking in depth, i.e. one that tapers from the jaw line to the lip, is not considered strong, firm or desirable.

EARS (10 Points)

One ear width apart

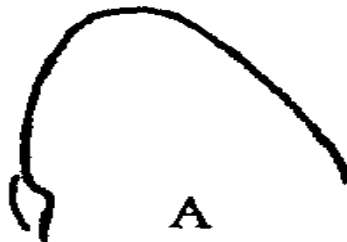


Wide at base, tapering to appear pointed



P
o
i
n
t
e
d

Rounded



B




C



CORRECT-Tapering to appear pointed

**EARS: Shape: large, well-tufted, wide at base, tapering to appear pointed.
Set: approximately one ear's width apart at the base; not flared.**

EARS - Continued



Female with good ear furnishings

Ear set may be wider on mature males making ears appear smaller



Ear Set Appears Different Depending on Maturity and Size of the Head



Not flared

If the outer base of the ear is set way back from the inner base the ears will appear flared



Flared

EYES (5 Points)

Large OPEN OVAL



EYES: large, expressive, wide set with an opened oval shape. Slightly oblique setting with slant toward outer base of ear.



Too round




Too slanted



Flat on top

EYES (color)

EYE COLOR: shades of green, gold, green-gold or copper. White cats and all cats with white may have blue or odd eyes.








*No preferred
eye color*



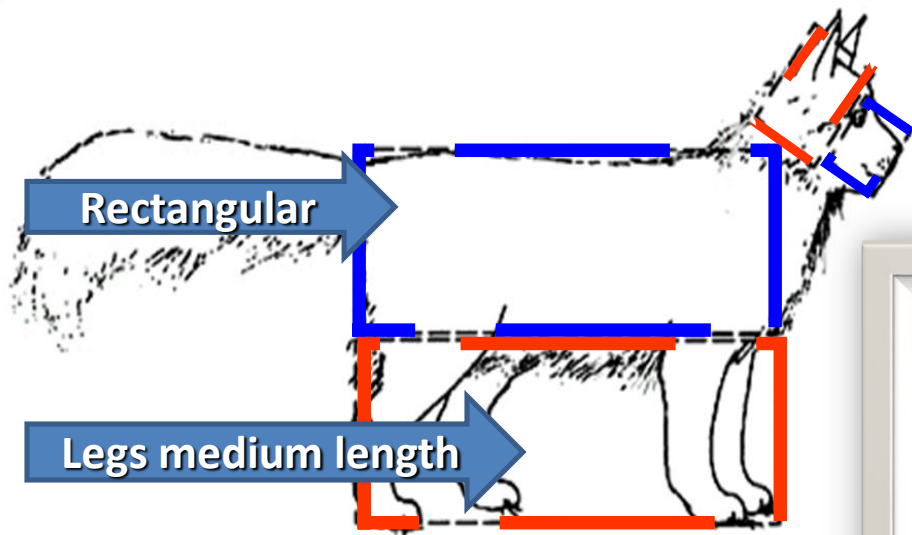
EYES (color continued)

EYE COLOR: shades of green, gold, green-gold or copper. **White cats and all cats with white may have blue or odd eyes.**

****NOTE: Standard Change 2016***



BODY SHAPE (15 points)



BODY SHAPE: muscular, broad-chested. Size medium to large. Females generally are smaller than males. The body should be long with all parts in proportion to create a well-balanced rectangular appearance with no part of the anatomy being so exaggerated as to foster weakness. Allowance should be made for slow maturation.

BODY SHAPE - Continued

Well-Balanced →

Helmi



NECK (5 Points)

Neck: Medium long



LEGS AND FEET (5 Points)



Substantial, wide set,
medium length

Legs straight-Front
and Behind



LEGS and FEET: legs substantial, wide set, of medium length, and in proportion to the body. Forelegs are straight. Back legs are straight when viewed from behind. Paws large, round, well-tufted. Five toes in front; four in back.

COAT (20 Points)

Coat falling smoothly, silky



Shaggy, longer on stomach & britches

COAT: heavy and shaggy; shorter on the shoulders and longer on the stomach and britches. Frontal ruff desirable. Texture silky with coat falling smoothly.


COAT - Continued

Frontal ruff desirable



COAT - Continued

Excellent examples
of shaggy coat



Belly shag



Britches & long flowing tail fur



Frontal ruff

TAIL (5 Points)



TAIL: long, wide at base, and tapering. Fur long and flowing

BODY COLOR AND PATTERN (15 Points)

Tabby Patterns

CLASSIC TABBY PATTERN: markings dense, clearly defined, and broad. Legs evenly barred with bracelets coming up to meet the body markings. Tail evenly ringed. Several unbroken necklaces on neck and upper chest, the more the better. Frown marks on forehead form an intricate letter “M.” Unbroken line runs back from outer corner of eye. Swirls on cheeks. Vertical lines over back of head extend to shoulder markings which are in the shape of a butterfly with both upper and lower wings distinctly outlined and marked with dots inside outline. Back markings consist of a vertical line down the spine from butterfly to tail with a vertical stripe paralleling it on each side, the three stripes well separated by stripes of the ground color. Large solid blotch on each side to be encircled by one or more unbroken rings. Side markings should be the same on both sides. Double vertical rows of buttons on chest and stomach.

BODY COLOR AND PATTERN - Continued

MACKEREL TABBY PATTERN: markings dense, clearly defined, and all narrow pencilings. Legs evenly barred with narrow bracelets coming up to meet the body markings. Tail barred. Necklaces on neck and chest distinct, like so many chains. Head barred with an “M” on the forehead. Unbroken lines running back from the eyes. Lines running down the head to meet the shoulders. Spine lines run together to form a narrow saddle. Narrow pencilings run around body.

TICKED TABBY PATTERN: shows pronounced ticking on body and when viewed from above will show darkening at the dorsal crest but will otherwise be free from pattern or any noticeable spots, stripes or blotches. Body hairs will be TICKED with various shades of marking color and ground color. The cat will show full tabby markings on face and legs and the lighter underside may also show tabby markings.

TABBY PATTERNS



Mackerel Tabby



Classic Tabby



Ticked Tabby

NOTE: Standard change 2016: Ticked Tabby Maine Coon Cats compete within their appropriate tabby color classes, no longer in AOV.

(Example the 3 brown tabbies pictured above would compete in the same class.)

****Spotted Tabby Pattern can be registered but not shown.***


EXAMPLES OF COLORS



**Red classic
tabby and white**



Tortoiseshell



**Silver patched
tabby van**

EXAMPLES OF COLORS



Red Ticked Tabby



Brown Ticked Tabby



Silver patched ticked tabby & white

EXAMPLES OF COLORS



Tortoiseshell & white



Cameo tabby & white



Silver classic tabby & white

EXAMPLES OF COLORS



Silver Ticked Tabby KITTEN



Silver Ticked Tabby ADULT




Brown Patch Ticked Tabby


EXAMPLES OF COLORS



Blue Silver classic tabby



Blue mackerel tabby



Shaded Cameo (red silver)

EXAMPLES OF COLORS



**Blue patched tabby and
white**



**Brown patched classic
tabby and white**

EXAMPLES OF COLORS



**Silver patched
ticked tabby**



**Brown ticked tabby
& white**



Red ticked tabby & white

EXAMPLES OF COLORS



**Brown patched
classic tabby**



Black and white



**Silver patched
tabby and white**

EXAMPLES OF COLORS



Cameo Mackerel Tabby & White



Silver Classic Tabby



Black smoke

EXAMPLES OF COLORS



Tortoiseshell smoke & white



Calico



**Brown patched mackerel
tabby & white**

EXAMPLES OF SOLID COLORS



White



Black




Blue & White

Coat color sound to the root

VARIOUS AMOUNTS OF WHITE ON UNDERSIDE



Example of belly color



WITH WHITE CATS

- White required on bib, belly & all 4 paws
- Belly band permitted








PENALIZE/DISQUALIFY

PENALIZE: a coat that is short or overall even.

DISQUALIFY: Delicate bone structure. Undershot chin, i.e. the front teeth (incisors) of the lower jaw overlapping or projecting beyond the front teeth of the upper jaw when the mouth is closed. Crossed eyes. Kinked tail. Incorrect number of toes. White buttons, white lockets, or white spots. Cats showing evidence of hybridization resulting in the colors chocolate, lavender, or the Himalayan pattern.

HANDLING TIPS

-  **Support the cat under both the shoulders and under the hips**
-  **Try not to bump the cat's back or head on the top of the cage opening**
-  **Allow the cat to have all four feet on the table, allow them to stand erect**
-  **Please do not bounce the cat on the table**
-  **If a scratching post is available, encourage the cat to stretch themselves to their full length**



Amiable Disposition




PLEASE ENJOY A VISUAL STROLL THRU CFA MAINE COON CAT HISTORY


~~~




***NATIONAL WINNING  
MAINE COON CATS  
1982 ~~ Present***




1982 thru 1992






1993thru 2000






2005 thru 2007







2008 thru 2010






**2011 and 2012**




**2013 and 2014**



## 2015 National Winners





# THE END

**Additional information visit:**

**[www.mainecoonbc.org](http://www.mainecoonbc.org)**

**Breed Council Secretary:**

**Trudie Allen**

**Email: [trudie@trutails.com](mailto:trudie@trutails.com)**